

FOLDING PAD EYES

Supplied By; American Rigging Supply, Inc.

Most boat builders have opted for Wichard folding pad eyes. Fully drop-forged without welding, they offer remarkable resistance and thus ensure higher functional loads regardless of the position. In addition, by aligning themselves in the forces direction, they can handle higher operating loads, regardless of the position in question.

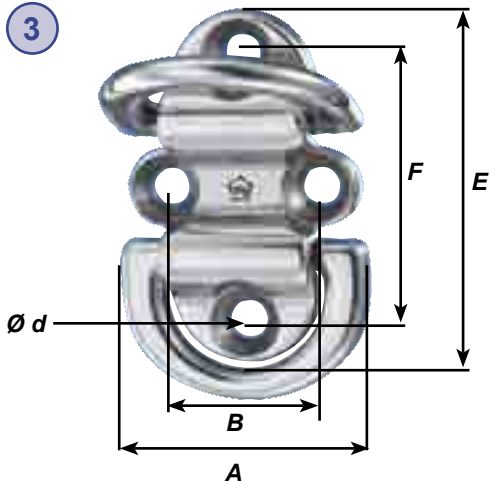

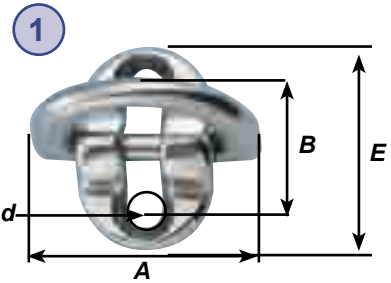
When only used intermittently, they can be folded down out of the way using a silicon pad that also eliminates noise and unpleasant vibrations. Our double folding pad eyes were designed to enable several stays or a baby stay and a jib tack point to be attached to a single point.

1 Universal folding pad eye

Part #	Ø D mm	A mm	B mm	C mm	Ø d mm	E mm	W.L. Kg	B.L. Kg	Weight Kg
6584	6	40	23	14	6.4	40	720	1280	0,056

2 Folding pad eye «patented»

Part #	Ø D mm	A mm	B mm	C mm	Ø d mm	E mm	W.L. Kg	B.L. Kg	Weight Kg
6504	6	45	27	14	6.4	40	1440	2160	0,067
6505	8	59	35	17	8.5	50	2400	3600	0,136
6506	10	75	45	23	10.5	65	4080	7200	0,286
56504 Ti 6	45	27	14	6.4	40	1600	2800	0,040	
56505 Ti 8	59	35	17	8.5	50	2720	4800	0,080	
56506 Ti 10	75	45	23	10.5	65	4560	8000	0,174	



3 Double folding pad eye «patented»

Part #	Ø D mm	A mm	B mm	C mm	Ø d mm	E mm	F mm	W.L. Kg	B.L. Kg	Weight Kg
6564	6	45	27	14	6.4	90	59	1440	2160	0.126
6565	8	59	35	17	8.5	81	59	2400	3600	0.252
6566	10	75	45	23	10.5	125	78	4560	8000	0.494

4 Folding swivel snap shackle

Part #	Length mm	Swivel snap shackle part #	Pad eye part #	W.L. Kg	B.L. Kg	Weight Kg
92374	80	2374	6504	960	1600	0.118
92376	100	2376	6505	1280	3080	0.240



W.L.: Working load / B.L.: Breaking load

Supplied By: American Rigging Supply, Inc.

Using these sliding padeyes, the toe rail can be used without any risk of damage, for a wide range of applications, such as attaching running rigging, barber hauler, boom brake, kicking strap, or mooring/fender line guide when docked.



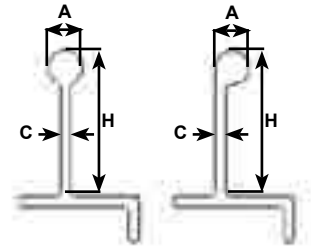
Toe rail pad eyes

1 Toe rail pad eyes «patented»

Part #	Toe rail	Ø A mini - maxi mm	H mini mm	C mini - maxi mm	D mm	W.L. Kg	B.L. Kg	Weight Kg
16613	Standard	9 - 13	40	2 - 4	14	960	2400	0.186
16614	Asymetric	9 - 13	40	2 - 5	14	960	2400	0.186
16615	Standard	12 - 15	45	4 - 6	18	1200	3040	0.280



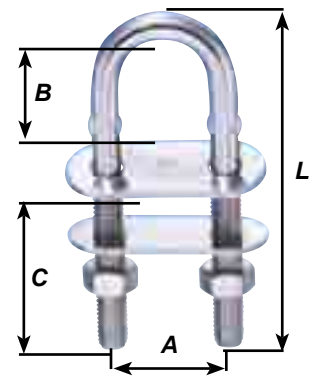
1



U-Bolts

2 U-Bolts

Part #	Ø mm	L mm	Ø A mm	B mm	C mm	W.L. Kg	B.L. Kg	Max tightening torque Nm	Weight Kg
6511	4	50	24	21	27	480	800	2.3	0.022
6512	5	60	28	24	30	640	1600	4.5	0.035
6513	6	70	32	27	35	1280	2320	7.5	0.060
6523	6	90	32	27	55	1280	2320	7.5	0.067
6514	8	80	36	30	40	2400	3840	18	0.114
6524	8	100	36	30	60	2400	3840	18	0.127
6515	10	90	40	32	45	3600	5600	36	0.200
6525	10	110	40	32	65	3600	5600	36	0.222
6516	12	110	44	34	50	6400	9600	60	0.319
6526	12	130	44	34	70	6400	9600	60	0.349



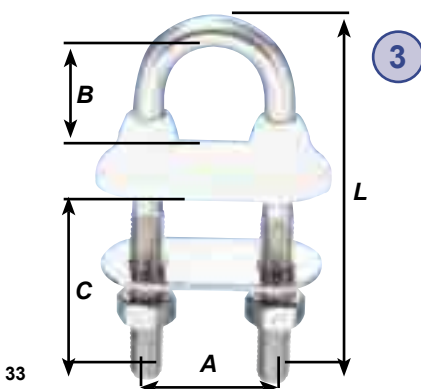
2

Watertight U-Bolts

3 Watertight U-Bolts «patented»

Part # black	Part # white	Ø mm	L mm	Ø A mm	B mm	C mm	W.L. Kg	B.L. Kg	Max tightening torque Nm	Weight Kg
65321	65322	5	60	28	21	30	640	1600	4.5	0.035
65331	65332	6	70	32	24	35	1280	2320	7.5	0.060
65431	65432	6	90	32	24	55	1280	2320	7.5	0.068
65341	65342	8	80	36	25	40	2400	3840	18	0.123
65441	65442	8	100	36	25	60	2400	3840	18	0.136
65351	65352	10	90	40	26	45	3600	5600	36	0.219
65451	65452	10	110	40	26	65	3600	5600	36	0.238
65361	65362	12	110	44	27	50	6400	9600	60	0.345
65461	65462	12	130	44	27	70	6400	9600	60	0.375

Both stylish and practical, the UV-resistant rubber collar on Wichard watertight U-bolts eliminates the need to use a waterproof sealant.



3



W.L.: Working load / B.L.: Breaking load