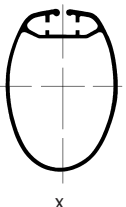


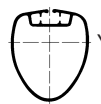

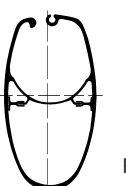



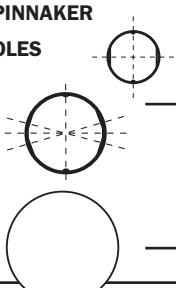



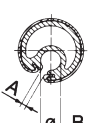


Mast and boom sections

	Main dimensions mm	I _y cm ⁴	I _x cm ⁴	Wall thickness mm	Weight kgs/m	W _y ^{min} cm ³	W _x ^{min} cm ³	Sail groove mm																					
Tolerances	± 1%	± 10 %	± 10 %	+ 10 % - 5 %	+ 20 % - 0 %	± 10 %	± 10 %																						
E-SECTIONS 	122/85	161	78	2.45	2.44	22.7	18.5	4.5 ± 0.5 																					
	130/93	209	106	2.50	2.76	27.4	22.8																						
	138/95	294	139	2.85	3.44	35.5	29.3	5.5 ± 0.75 																					
	155/104	433	193	3.05	4.01	46.8	37.2																						
	170/115	584	261	3.10	4.40	57.8	45.4																						
	177/124	721	338	3.40	4.90	70.4	54.5																						
	189/132	951	445	3.70	5.65	87.2	67.4																						
	206/139	1304	590	4.10	6.59	111.5	84.9																						
	224/150	1766	801	4.50	7.47	141.7	106.9																						
	237/162	2233	1058	4.85	8.54	172.4	130.6																						
	274/185	3689	1653	4.90	10.18	246.4	178.7																						
	321/171	5822	2038	5.5-6.5	12.84	324.4	238.7		6.25 ± 0.75																				
	365/194	8861	3113	5.5-6.8	15.15	441.5	320.9																						
D-SECTIONS 	121/92	213	126	3.00	3.16	30.3	27.5	4.5 ± 0.5																					
	137/113	382	258	3.90	4.58	46.7	46.0	5.5 ± 0.75 																					
	146/112	513	305	4.40	5.22	60.6	54.4																						
	160/132	738	503	5.30	6.35	79.1	76.5																						
In-mast furling 	RA	190/94	574	205	2.8-3.2	4.30	55.2	43.3	3.25 ± 0.25 324/169: 4.0 ± 0.25 370/192: 3.3 ± 0.8, 0  RA = ø7.2 RB, RC = ø10 324/169 = ø12 RD = ø13 Luff extrusions see below																				
		213/104	843	294	3.0-3.3	5.06	73.1	56.6																					
		235/116	1224	438	3.3-3.5	5.99	96.9	75.4																					
	RB	232/126	1820	643	3.5-6.5	8.16	146.2	99.5																					
		260/136	2461	917	4.5-7.0	9.60	175.4	139.9																					
	RC	290/150	3572	1361	5.0-7.0	11.33	225.7	179.4																					
	RC/RD	324/169	5576	2056	5.5-7.0	13.70	328.8	243.3																					
RD	370/192	8917	3139	5.8-9.0	16.61	471.7	327.0																						
BOOMS 		86/59	58.9	23.6	1.80	1.75	12.9	8.0	4 ± 1.00																				
		120/62	155	42.5	1.8	2.12	24.8	13.7	5.5 ± 0.75																				
		143/76	339	92.3	2.5	3.30	44.7	24.8																					
		171/94	726	189	2.3-3.2	4.66	80.5	41.2																					
		200/117	1280	343	3.1	5.88	121.5	61.3	6.25 ± 0.75																				
		250/140	2706	692	3.2	7.95	200.1	101.3																					
		300/155	5086	1291	4.0	10.50	321	167																					
SPINNAKER POLES 		48/48	7.65	7.65	2.0	0.75			511-601  SAILSLIDE NR 1334 511-602  SAILSLIDE NR 1335 511-603  SAILSLIDE NR 1336* *(recommended for yachts LOA>45)																				
		60/60	15.4	15.4	2.0	1.00																							
		72/72	29.9	29.9	2.2	1.38																							
		84/84	48.0	48.0	2.2	1.53			In-mast furling, Luff Extrusion (incl cover)  <table border="1"> <thead> <tr> <th></th> <th>Weight kgs/m</th> <th>A mm</th> <th>B mm</th> </tr> </thead> <tbody> <tr> <td>RA</td> <td>0.55</td> <td>2.8 ± 0.25</td> <td>6</td> </tr> <tr> <td>RB</td> <td>0.93</td> <td>3.25 ± 0.25</td> <td>8</td> </tr> <tr> <td>RC</td> <td>1.28</td> <td>3.25 ± 0.25</td> <td>10.6</td> </tr> <tr> <td>RD</td> <td>2.11</td> <td>3.25 ± 0.25</td> <td>10.6</td> </tr> </tbody> </table>		Weight kgs/m	A mm	B mm	RA	0.55	2.8 ± 0.25	6	RB	0.93	3.25 ± 0.25	8	RC	1.28	3.25 ± 0.25	10.6	RD	2.11	3.25 ± 0.25	10.6
		Weight kgs/m	A mm	B mm																									
	RA	0.55	2.8 ± 0.25	6																									
	RB	0.93	3.25 ± 0.25	8																									
	RC	1.28	3.25 ± 0.25	10.6																									
	RD	2.11	3.25 ± 0.25	10.6																									
		96/96	72.3	72.3	2.2	1.76																							
	99/99	123	123	3.6	2.65																								
	111/111	197	197	4.1	3.38																								
	ø140x3	303	303	3.0	3.17																								

For tolerances in profile length direction, see "Seldén spar standard -79."
 We reserve the right to modify values without previous notice.

For more information, click here to contact American Rigging Supply, Inc.