

Click here to contact American Rigging Supply, Inc.

Pelican Hooks



Snap Gate Hook



***Snap Gate Hook - "Over Center"**

Patent Numbers DES, 421.892 US 6,237,927 B1

This is our latest and best design yet. Features the "over center" design with no load on the swinging hook when closed. This feature allows easy opening yet stays secure with a heavy split ring on the plunger latching device. Investment Cast T-316 Stainless.

Investment Cast T-316 Stainless Steel			
21-884	1/8" wire	1/4"-28 L.H.	1-1/4" adj.
21-885	5/32" wire	5/16"-24 L.H.	1-1/4" adj.
21-886	3/16" wire	5/16"-24 L.H.	1-1/4" adj.
21-888-7	1/4" wire	5/16"-24 L.H.	1-1/4" adj.

(21-888-7 uses 7/32" swage)

Repair Kit



Body Only



***Snap Gate Hook - Body Only**

Patent Numbers DES, 421.892 US 6,237,927 B1

For those that wish to replace their existing hooks - just match up the thread size. 3 1/2" long from end of body to inside bearing point of hook.

Investment Cast T-316 Stainless Steel	
21-80	5/16"-24 L.H.
21-80-1	5/16"-24 R.H.
21-81	1/4"-28 L.H.
21-88	8mm R.H.

Repair Kit - Snap Gate Hook

21-850	Repair Kit for lost or worn latching mechanisms
R-4	Ring Only

* Body Investment Cast in China

Replacement Terminals
on Page 11

Mini Snap Gate Hook



Mini Snap Gate Hook - "Over Center"

Our new Mini Snap Gate Hook features our same "Over-Center" design as our larger snap gate hood. This feature allows easy opening and closing with no load on the swinging hook when closed. Ideal for lower lifelines and powerboats. 2-3/4" grip length, 3" overall. Investment Cast T-316 Stainless.

21-784	1/8" wire	1/4"-28 L.H.	1" adj.
21-786	3/16" wire	1/4"-28 L.H.	1" adj.
21-71	Body Only	1/4"-28 L.H.	1" adj.

Safe Lock Gate Hook T-316

Safe Lock Gate Hook

Stainless, safe, inexpensive design *Practical Sailor* called a "well engineered hunk of metal". Adjusts in place with knurled nut, stamped metal construction - 3 3/4" long from end of body to inside bearing point of hook.



23-301	1/8" wire	1/4"-28 L.H.	1 1/4" adj
24-304	5/32" wire	1/4"-28 L.H.	1 1/4" adj
24-301	3/16" wire	1/4"-28 L.H.	1 1/4" adj
35-622	Replacement Knurled Nut		

35-622



Tubular Gate Hook



Tubular Gate Hook- T316

Inexpensive, slender tubular design with a stamped hook. 4 3/4" long from end of body to inside bearing point of hook.

21-304	1/8" wire	1/4"-28 L.H.	1 1/2" adj
21-305	5/32" wire	1/4"-28 L.H.	1 1/2" adj
21-306	3/16" wire	1/4"-28 L.H.	1 1/2" adj

Click here to contact American Rigging Supply, Inc.

Open Body Turnbuckle

Jaw to Swage

Classic, traditional design. Forged silicon bronze body with T-316 stainless ends.



42-314	Chrome	1/8" wire 1/4" pin	3" adj
42-315	Chrome	5/32" wire 1/4" pin	3" adj
42-316	Chrome	3/16" wire 1/4" pin	3" adj
43-318-7	Chrome	1/4" wire 5/16" pin	3" adj
44-318	Chrome	1/4" wire 3/8" pin	4" adj

(43-318-7 uses 7/32"swage)

Tubular Turnbuckle

Jaw to Swage - Check Nut Locking

Our most popular life line turnbuckle. Check nut locking. T-316 stainless.



19-314-2	1/8" wire	3/16" pin	2-1/2" adj
19-314	1/8" wire	1/4" pin	3" adj
19-315	5/32" wire	1/4" pin	3" adj
19-316	3/16" wire	1/4" pin	3" adj
19-308	1/4" wire	3/8" pin	4-1/4" adj
19-318-7	1/4" wire	5/16" pin	3-3/4" adj

(19-318-7 uses 7/32" die)

Tubular Slotted Turnbuckle

Jaw to Swage - Positive Locking Rings

Unique design features a slot with wraparound rings which fit through a cross-hole in terminal for secure locking. T-316 stainless.



19-324	1/8" wire	1/4" pin	2-7/8" adj
19-325	5/32" wire	1/4" pin	2-7/8" adj
19-326	3/16" wire	1/4" pin	2-7/8" adj
36-605	Locking Ring for above		
19-328	1/4" wire	3/8" pin	3-1/4" adj
36-602	Locking Ring for above		

36-602/605



Deck Toggle Turnbuckle

This "T" bolt style fitting is used on decks or bulkheads.

Toggle nut style also available to match old style. T-316 stainless.



19-314-1T	1/8" wire	1/4"-28	3" adj
19-315-1T	5/32" wire	1/4"-28	3" adj
19-316-1T	3/16" wire	1/4"-28	3" adj
19-318-1T	1/4" wire	5/16"-24	3" adj

(19-318-1T uses 7/32" swage)

Replacement Parts on Pages 11-12

"Smooth Line" Turnbuckle

Closed Thread

Very popular architectural turnbuckle also great for life lines. No exposed threads. Cable termination is hidden inside of body and rotates on threaded cap. For details see page 4 of architectural section. T-316 stainless.



60-700	1/8" wire	1/4" pin	2" adj
60-701	5/32" wire	1/4" pin	2" adj
60-702	3/16" wire	1/4" pin	2" adj
60-704	1/4" wire	5/16" pin	2" adj

Smooth Line Replacement Parts

60-610	Nose Cone- 1/8"	60-613	Swage Sleeve- 1/8"
60-610-1	Nose Cone- 5/32"	60-620	Swage Sleeve-5/32"
60-611	Nose Cone- 3/16"	60-612	Swage Sleeve- 3/16"
60-611-1	Nose Cone- 1/4"	60-612-1	Swage Sleeve- 1/4"

Adjuster Turnbuckle

Jaw to Swage

Stamped, strap design turnbuckle with Knurled nut for adjustment. T-316 stainless/bronze construction.



23-302	1/8" wire	3/16" pin	2" adj
35-623	Replacement Knurled Nut for above		
24-302	3/16" wire	1/4" pin	2-3/4" adj
35-624	Replacement Knurled Nut for above		



35-623/624

Tubular Turnbuckle

Eye to Swage - Check Nut Locking

Used where an eye is required for attachment instead of a jaw- check nut locking. T-316 stainless.



20-304	1/8" wire	3" adj
20-305	5/32" wire	3" adj
20-306	3/16" wire	3" adj
20-308	1/4" wire	4-1/4" adj

Click here to contact American Rigging Supply, Inc.



Swivel, Single Gate Eye

A single eye is used on one end of the gate area to attach the gate hook.

22-311	1/8" wire
22-317	5/32" wire
22-313	3/16" wire

Threaded, Single Gate Eye

Same as above only terminal is threaded into eye nut.



22-301	1/8" wire
22-307	5/32" wire
22-303	3/16" wire
22-305-7	1/4" wire 7/32" swage
22-305	1/4" wire

All T-316 Stainless!



Swivel, Interlocking Gate Eye

An interlocking gate eye is used at the opposite end of the gate hook as a "hinge" for the gate.

22-312	1/8" wire
22-318	5/32" wire
22-314	3/16" wire



Threaded, Interlocking Gate Eye

Same as above only terminal is threaded into eye nut.

22-302	1/8" wire
22-308	5/32" wire
22-304	3/16" wire
22-306-7	1/4" wire 7/32" swage
22-306	1/4" wire



Eye to Eye Fitting

This fitting can be used wherever an eye is required on each side of the stanchion.

22-100	Adjustable between 3/4" and 1"
--------	--------------------------------

Eye to Interlocking Gate Eye Fitting

This fitting can be used wherever an eye is required on one side, and an interlocking eye on the other side of a stanchion.



22-304-100	Adjustable between 3/4" and 1"
------------	--------------------------------



Adjuster-Short

Generally used at the stern rail in conjunction with the single gate eye to tension that section of the gate.

23-303	1/8" wire 1/4" pin	1" adj
24-305	5/32" wire 1/4" pin	1" adj
35-620	Knurled Nut for 1/8", 5/32" size	
24-303	3/16" wire 1/4" pin	1" adj
35-621	Knurled Nut for 3/16" size	

Toggle Jaw, "T" Style

Generally used at the stern rail when no gate is required with a turnbuckle forward.



25-314	1/8" wire 1/4" pin
25-316	3/16" wire 1/4" pin
25-318-7	1/4" wire 5/16" Pin 7/32" swage

Toggle Jaw, Old Style

Same as above only uses toggle nut style instead of "T" bolt style.



25-304	1/8" wire 1/4" pin
25-305	5/32" wire 1/4" pin
25-306	3/16" wire 1/4" pin
25-308	1/4" wire 3/8" pin
25-308-7	1/4" wire 5/16" pin 7/32" swage

Deck Toggle - Old Style

This fitting can be used wherever a cable needs to be terminated to a deck or bulkhead.



25-305-1	5/32" wire "old style"
----------	------------------------

Deck Toggle 'T' Style

Same Deck Toggle only "T" bolt construction.




25-314-1T	1/8" wire "T-style"
25-316-1T	3/16" wire "T-style"
25-318-1T	1/4" wire "T-style"

Techno•TIP

One of the most neglected parts on a sailboat are the Life Line and Rigging Turnbuckles. Turnbuckles need to be kept free of dirt and salt by rinsing with fresh water periodically. A good marine lubricant like Johnson Sealube or equivalent should be applied to the threads. The lubricant will provide corrosion protection and keep the turnbuckles turning freely. Never straighten a bent threaded stud, always replace it. A bent stud is considerably weakened.

Click here to contact American Rigging Supply, Inc.

Diamond Pad Eye
1/4" Bail



This pad eye can be used on deck for life lines or other applications. 750 lbs safe working load. See our hinged pad eyes on page 45.

Diamond Pad Eye Cat. No. 28-501

Stanchion Eye
1" Stanchion



This fitting is used on a stanchion for adding lower life lines without the need to drill holes for the cable to pass through. (5/16" hole).

Stanchion Eye Cat. No. 29-502

Pulpit Anchor
1" Rail



Can be used on the stern rail and bow pulpit to terminated jaw fittings for lower (or upper) life lines. (1/2" hole).

Pulpit Anchor Cat. No. 29-501

Eye to Deck Toggle Fitting



This fitting can be mounted to any flat surface and accept life line fittings, line, etc. Toggling action is 140 degrees.

Eye to Deck Toggle Cat. No. LS-2550

Eye to Jaw Fitting



This fitting will convert a small bail at the stern rail to our standard gate eye to accept our Over Center Gate Hook.

Eye to Jaw Cat. No. LS-2500

19 Series "Shortie" Turnbuckle



Regular



"Shortie"

All 1/4-28 (unslotted) body life line turnbuckles are available in a new shorter length. Body length is 3" for 2" of total adjustment. Add "S" to std. cat. no., same price.

Gate Stop



These collars can be used at the gate instead of interlocking eyes, they maintain tension while the gate is open. A set-screw holds them in place.

29-503 3/16" max coating

29-504 1/4" max coating

29-505 5/16" max coating

29-506 3/8" max coating

Conversion Sleeve




Allows the use of 3/16" life line fittings to be used with 1/8" cable. Slide over cable first then into fitting.

36-610 1/8 to 3/16" Machine Swage

Stanchion Terminal



a



b

Used where the cable needs to be terminated at the stanchion.

a 25-305-5F 5/32" wire

a 25-306-5F 3/16" wire

a 25-308-7-5F 1/4" wire (7/32" die)

b 100-110-1 1/8" wire (true 1/8" terminal)



Terminal to Terminal Fitting



Used whenever two pieces of cable need to be joined.


25-316-5-6 Swage to Swage Stud 3/16"

Click here to contact American Rigging Supply, Inc.

The Ultimate for Service and Reliability

Johnson "Extreme Duty" Offshore Series Life Line Fittings were developed with the discriminating offshore sailor in mind. Extreme duty fittings compromise nothing. Install peace of mind when specifying Johnson Extreme Duty fittings.

- Full length wire engagement terminals.
- 5/16" and 3/8" threads only, no 1/4" threads.
- For 3/16" and 1/4" coated or uncoated cable.
- All fittings are T-316 Stainless Steel.
- All T-bolt style fittings.



3/16" Wire Fittings

CAT. NO.	DESCRIPTION	SIZE
22-303EX	Single Gate Eye	5/16" bail, 3/8" thread
22-304EX	Double Gate Eye	5/16" bail, 3/8" thread
05-116EX	Tubular Turnbuckle	5/16" pin & thread
43-116EX	Open Turnbuckle	5/16" pin & thread
17-216	Toggle Jaw	5/16" pin
21-886EX*	Pelican Hook	5/16" thread, LH

1/4" Wire Fittings

CAT. NO.	DESCRIPTION	SIZE
22-305EX	Single Gate Eye	5/16" bail, 3/8" thread
22-306EX	Double Gate Eye	5/16" bail, 3/8" thread
06-118EX	Tubular Turnbuckle	3/8" pin & thread
44-118EX	Open Turnbuckle	3/8" pin & thread
25-318EX	Toggle Jaw	3/8" pin
21-888EX*	Pelican Hook	5/16" thread, LH

* Body Investment Cast in China

Life Line Netting

We've upgraded our standard netting to a 3mm, woven HTPP (High Tenacity Polypropylene), retaining the same 4" diamond mesh. This material makes for a stronger, more colorfast netting. Available in black only, in precut lengths. Fills that vulnerable void between life lines and deck. Adjusts for life line height from 20" to 26".




Now available in BLACK only.

CAT. NO.	COLOR	SIZE
48-910B	Black	26" x 10'
48-920B	Black	26" x 20'
48-940B	Black	26" x 40'

Click here to contact American Rigging Supply, Inc.

Johnson Splice Lines

Johnson now offers its popular life line fittings with eye ends for today's high-tech, low stretch line. Johnson recommends and sells 8mm Dyneema line* in grey and blue. This line is a 12 strand single braid, 1/7th the weight of 1/4" 1x19 cable, offering the same strength at about the same cost. Johnson recommends changing out the line at 3 year intervals. Professional splicing recommended.



Cat. No.	Description
LS-1900	Tubular Turnbuckle w/ eye
LS-2100 ^Δ	Over Center Gate Hook w/ eye
LS-2200	Eye to Eye Fitting
LS-2400	Adjuster w/ eye
LS-2500	Toggle Jaw w/ eye
LS-2550	Deck Terminal w/ eye
LS-4200	Open Body Turnbuckle w/ eye
025-600	1 Spool (600') 8mm Dyneema

Gate Eye w/ Stud only:	
20-51	1/4" -28 x 2-1/2" LH
20-52	1/4" -28 x 2 1/2" RH w/ Eye (for LS-1900 turnbuckle)
20-53	5/16" -24 x 2" LH w/ Eye (for pelican and adj.)

* Cut lengths at 50' increments ONLY are available up to 600'.

^Δ Body Investment Cast in China

X-Tra Length Splice Line Turnbuckle

Because even the lowest stretch cordage has more "give" than cable, we have developed this fitting. Our new fixed, one end swivel jaw to hook turnbuckle offers the feature of no tools needed. A soft cushioned grip for easy adjustment and knurled nuts to lock this fitting. A full 7" of adjustment will fulfill the range needed for cruising and racing sailors. Approximately 12" closed, 19" open, 1/4" pin size.



Cat. No.	Description
LS-90-150	Jaw to Eye Splice Line Turnbuckle
LS-90-150-3	Splice Line Life Line Kit* - with 30' Dyneema lines
LS-90-150-5	Splice Line Life Line Kit* - with 50' Dyneema lines



* Splice Line Life Line Kits include (2) Jaw to Eye Turnbuckles with 8mm single braid Dyneema line professionally spliced to each eye. The other ends are open, to attach to your bow pulpit with any of the Splice Line fittings shown above. Dyneema line available in Grey or Blue.