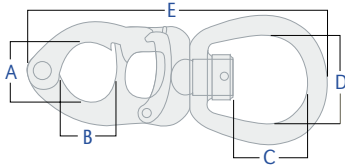


Trigger Release Shackles

Supplied By; American Rigging Supply, Inc.



Tylaska offers two bail models in all sizes of the trigger shackles.

Standard Bails provide ample room for attaching a line while keeping weight and overall shackle length to a minimum. Ideal for halyards and sheets.


Large Bails provide room for up to three additional shackles or a combination of shackles and lines. Ideal for spinnaker sheets, guys or other multi-line applications.

SHACKLE TYPE	A in (mm)	B in (mm)	C in (mm)	D in (mm)	E in (mm)	THICKNESS in (mm)	WEIGHT oz (gm)	WORK LOAD lb (kg)	BREAKING STRENGTH lb (kg)	RECOMMENDED APPLICATIONS
T5 SB	9/16 (14.2)	9/16 (14.2)	17/32 (13.5)	9/16 (14.2)	215/16 (74.6)	.31 (7.9)	2.1 (59)	2,500 (1,136)	5,000 (2,273)	20-30' Boats
T5 LB	9/16 (14.2)	9/16 (14.2)	13/16 (20.6)	7/8 (22.2)	35/16 (84.1)	.31 (7.9)	2.6 (74)	2,500 (1,136)	5,000 (2,273)	20-30' Boats
T8 SB	11/16 (17.5)	21/32 (16.7)	19/32 (15.1)	21/32 (16.7)	37/16 (87.3)	.39 (9.9)	3.4 (97)	4,000 (1,818)	8,000 (3,636)	24-36' Boats
T8 LB	11/16 (17.5)	21/32 (16.7)	31/32 (24.6)	1 (25.4)	35/8 (92.1)	.39 (9.9)	4.3 (122)	4,000 (1,818)	8,000 (3,636)	24-36' Boats
T12 SB	3/4 (19.1)	25/32 (19.8)	3/4 (19.1)	3/4 (19.1)	4 (101.6)	.45 (11.4)	5.6 (159)	6,000 (2,727)	12,000 (5,455)	30-45' Boats
T12 LB	3/4 (19.1)	25/32 (19.8)	1 1/8 (28.6)	13/16 (30.2)	4 1/2 (114.3)	.45 (11.4)	7.2 (205)	6,000 (2,727)	12,000 (5,455)	30-45' Boats
T20 SB	31/32 (24.6)	15/16 (23.8)	15/16 (23.8)	31/32 (24.6)	5 (127)	.57 (14.5)	11.9 (338)	10,000 (4,545)	20,000 (9,091)	40-70' Boats
T20 LB	31/32 (24.6)	15/16 (23.8)	1 3/8 (34.9)	1 1/2 (38.1)	5 9/16 (141.3)	.57 (14.5)	14.3 (406)	10,000 (4,545)	20,000 (9,091)	40-70' Boats
T30 SB	1 1/4 (31.8)	1 1/8 (28.6)	1 1/8 (28.6)	1 1/4 (31.8)	6 3/8 (161.9)	.78 (19.8)	22.4 (636)	15,000 (6,818)	30,000 (13,636)	60-80' Boats
T30 LB	1 1/4 (31.8)	1 1/8 (28.6)	1 29/32 (46.8)	1 29/32 (48.4)	7 3/16 (182.6)	.78 (19.8)	29 (824)	15,000 (6,818)	30,000 (13,636)	60-80' Boats
T50 SB	2 (50.8)	1.875 (47.6)	2.063 (52.4)	1.98 (50.3)	10.63 (270)	1.25 (31.7)	110.3 (3,136)	25,000 (11,364)	50,000 (22,727)	100'+ Maxi Boats
T50 LB	2 (50.8)	1.875 (47.6)	3.188 (81)	3.24 (82.3)	12 (304.8)	1.25 (31.7)	145.3 (4,126)	25,000 (11,364)	50,000 (22,727)	100'+ Maxi Boats


SB = Standard Bail, LB = Large Bail * **T40** Shackle is under development with weight and size specs in between those of the T30 and T50.

WORK LOAD 2,500 lb (1,136 kg) | BREAKING STRENGTH 5,000 lb (2,273 kg) | STANDARD BAIL WEIGHT 2.1 oz (59 gm) | LARGE BAIL WEIGHT 2.6 oz (74 gm)

T5




Actual Size

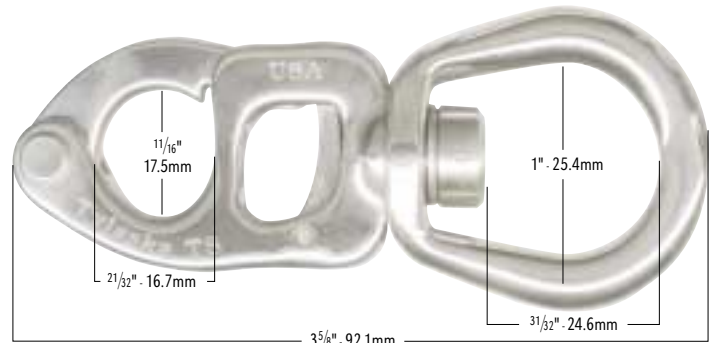


WORK LOAD 4,000 lb (1,818 kg) | BREAKING STRENGTH 8,000 lb (3,636 kg) | STANDARD BAIL WEIGHT 3.4 oz (97 gm) | LARGE BAIL WEIGHT 4.3 oz (122 gm)

T8



Actual Size




Every unit is pull tested and released under several different load conditions before shipping.

T12 WORK LOAD 6,000 lb (2,727 kg) | BREAKING STRENGTH 12,000 lb (5,455 kg) | STANDARD BAIL WEIGHT 5.6 oz (159 gm) | LARGE BAIL WEIGHT 7.2 oz (205 gm)

Supplied By: American Rigging Supply, Inc.




Actual Size



T20 WORK LOAD 10,000 lb (4,545 kg) | BREAKING STRENGTH 20,000 lb (9,091 kg) | STANDARD BAIL WEIGHT 11.9 oz (338 gm) | LARGE BAIL WEIGHT 14.3 oz (406 gm)



Actual Size



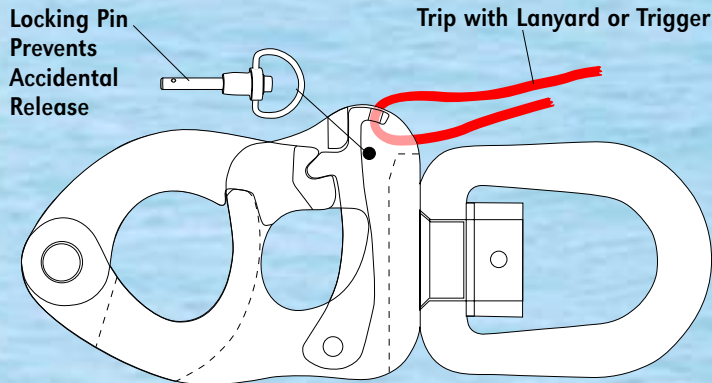
WORK LOAD 15,000 lb (6,818 kg) | BREAKING STRENGTH 30,000 lb (13,636 kg) | STANDARD BAIL WEIGHT 22.4 oz (636 gm) | LARGE BAIL WEIGHT 29 oz (824 gm) **T30**

Supplied By: American Rigging Supply, Inc.



Shackles Shown Actual Size





- Largest trigger-type snap shackle ever made
- Can be opened using either trigger or lanyard
- Lanyard allows for remote operation - Ideal for towing applications
- Locking pin provides extra security from accidental release



Actual Size