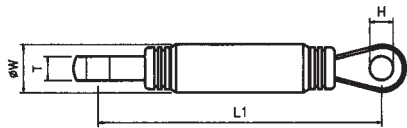


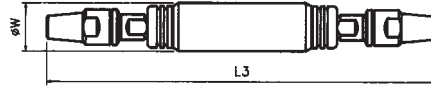
NORSEMAN AERIAL RIGGING INSULATORS

For converting high tensile yacht rigging into antennae for transmission and reception, Norseman Insulators provide a completely secure method of converting yacht backstays into aerials. They have been approved by Lloyd's for many years and the Norseman Insulator is recommended by leading marine electronic distributors.

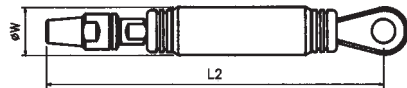
Insulators are manufactured from marine stainless steel to specification 316 Stainless Steel for the end fittings, an approved insulant, and anodised high strength aluminum. Fully tested in an approved environmental laboratory, electrical performance was found satisfactory after exposure to salt spray and to 95% relative humidity at 35°C for four periods of seven days.



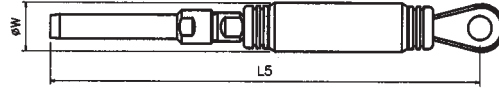
N50 Eye to Eye



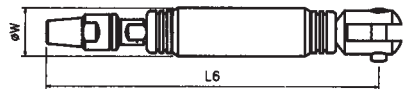
N53 Swageless Terminal to Terminal



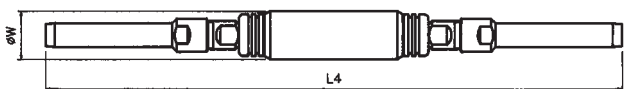
N51 Eye to Swageless Terminal



N54 Eye to Swage Terminal



N52 Fork to Swageless Terminal



N55 Swage to Swage

US Part Numbers have the prefix NI - for more details on US Part Numbers please see the price list.

INSULATORS

SIZE REF.	WIRE DIA.	H	T	W	N50 L1	N51 L2	N53 L3	N55 L4	N54 L5	N52 L6	BREAKING LOAD
METRIC DIMENSIONS											
	(mm)	(mm)	(mm)	(mm)	(mm)	(mm)	(mm)	(mm)	(mm)	(mm)	(kg)
-050	5	9.7	8.0	29.0	152	178	211	290	220	190	2440
-060	6	11.3	9.5	29.0	165	198	229	315	238	203	3550
-070	7	13.0	10.8	33.0	185	216	241	360	271	215	4910
-080	8	16.0	12.5	33.0	191	229	262	376	283	218	6150
-100	10	16.0	13.5	44.0	365	308	308	510	402	253	9770
-110	11	19.2	18.0	44.0	277	341	401	598	443	535	12100
-120	12	19.2	18.0	44.0	277	341	401	640	465	535	14400
-140	14	22.5	21.0	57.0	381	473	514	820	607	465	19300
-160	16	25.7	24.0	57.0	406	479	552	844	638	499	25600
-190	19	29.0	25.7	63.5	487	549	610	999	753	563	32000
USA - IMPERIAL DIMENSIONS											
	(in)	(in)	(in)	(in)	(in)	(in)	(in)	(in)	(in)	(in)	(lb)
-06	3/16	0.382	0.315	1.142	5.984	7.008	8.307	11.417	8.661	7.480	5378
-07	7/32	0.512	0.315	1.142	5.984	7.008	8.307	11.417	8.661	7.480	5378
-08	1/4	0.512	0.374	1.142	6.496	7.795	9.016	12.402	9.370	7.972	7824
-09	9/32	0.512	0.394	1.338	7.283	8.504	9.488	14.173	10.669	8.445	10802
-10	5/16	0.512	0.492	1.299	7.520	9.016	10.315	14.803	11.142	8.563	13555
-12	3/8	0.640	0.531	1.732	14.370	12.126	12.126	20.079	15.827	9.961	21533
-14	7/16	0.640	0.709	1.732	10.906	13.425	15.787	23.543	17.441	21.063	26668
-16	1/2	0.758	0.709	1.732	10.906	13.425	15.787	25.197	18.307	21.063	31738
-18	9/16	0.758	0.827	2.244	15.000	18.622	20.236	32.283	23.898	18.307	42537
-20	5/8	0.886	0.945	2.244	15.984	18.858	21.732	33.228	25.118	19.646	56422
-24	3/4	1.013	1.012	2.500	19.173	21.614	24.016	39.331	29.646	22.165	70528

NOTE:-

Swageless Terminals can be used with 3 different types of cable - this is designated at the end of the part number as follows:-
 -1 = 1 x 19 Strand; -7 = 7 x 19 Rope; D = Dyform Strand, i.e. N51-060-1 = Eye/Swageless Insulator with 1 x 19 Cone

